

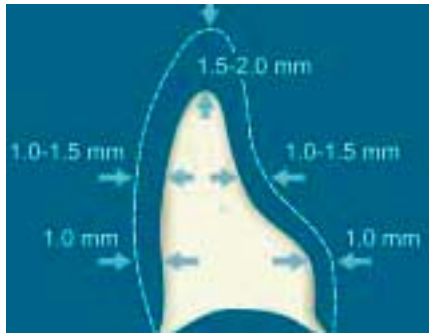
Lava™ All-Ceramic System - Berry Dental Labs. Inc.

CLINICAL PREPARATION

To assure clinical success, the following minimum material thickness is recommended.

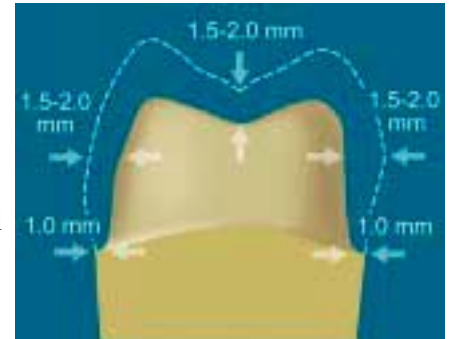
Anterior Crown

- 1.5 – 2.0 mm incisal reduction
- 1.0 – 1.5 mm labial and lingual reduction
- Round the internal line angles
- Chamfer margin



Posterior Crown

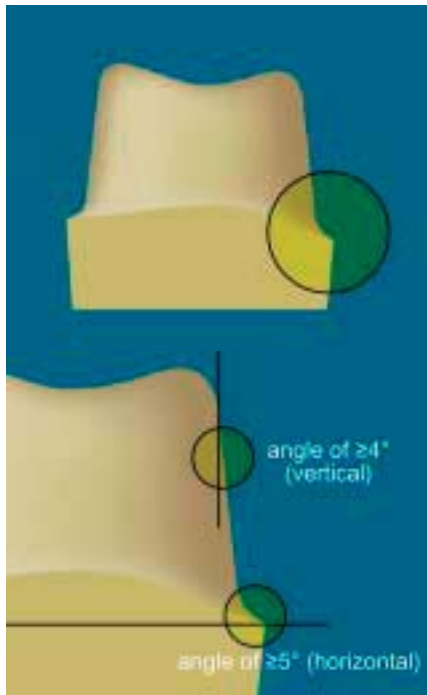
- 1.5 – 2.0 mm occlusal/incisal reduction
- 1.0 – 2.0 mm axial reduction
- Round the internal line angles
- Chamfer margin



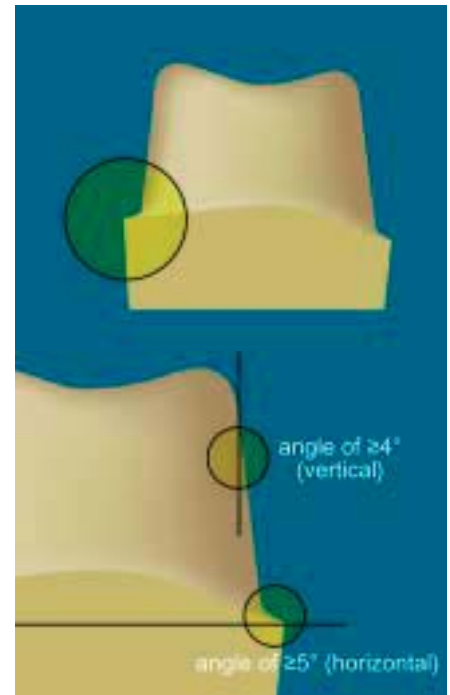
Preparation:

The optimal preparation is a shoulder or chamfered preparation with a circumferential step or chamfer which must be applied at an angle of $>5^\circ$ (horizontal). The angle of the preparation (vertical) should be 4° or larger. The inside angle of the shoulder preparation must be given a rounded contour.

CHAMFERED PREPARATION

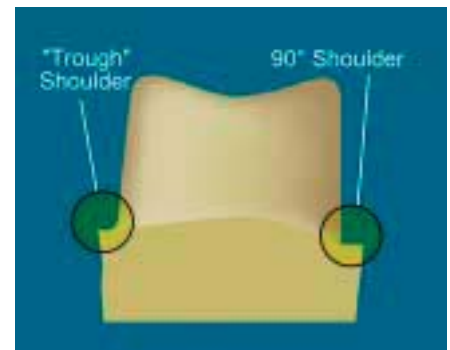
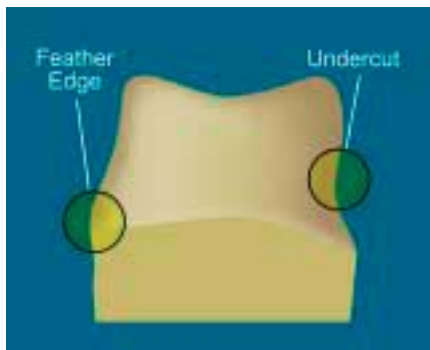


SHOULDER PREPARATION



Contraindication:

We do not recommend a feather edge, as it does not provide adequate reduction for the porcelain buildup, or the trough (or gutter) shoulder because the outer most edge may not be detected when scanned.



Berry Dental Labs. Inc.

www.BerryDental.com

3700 Holcomb Br. Rd.
Norcross Ga 30092

770 - 416 - 1016